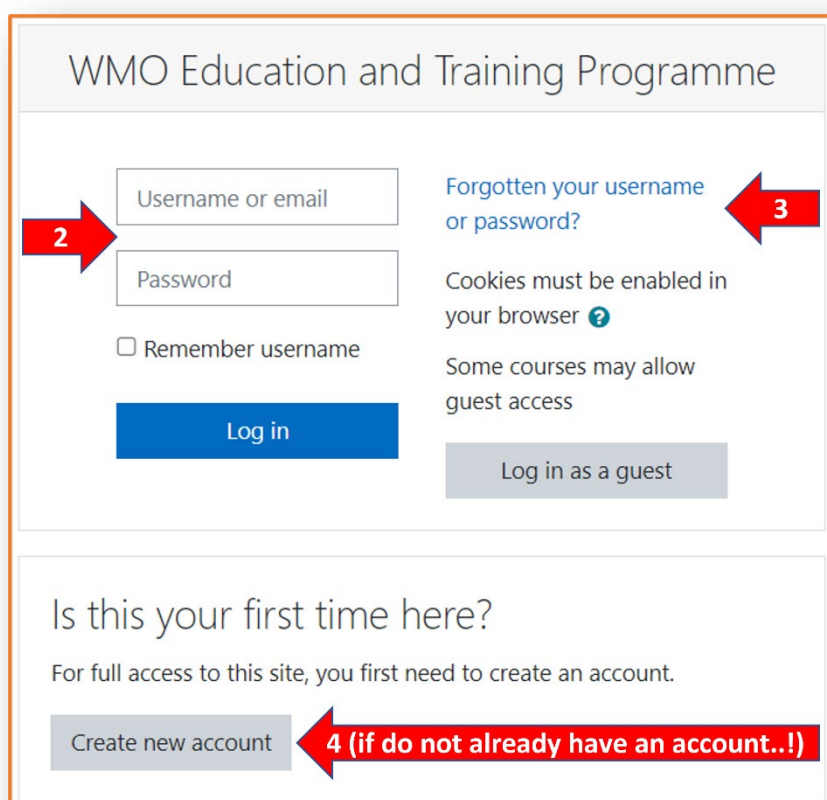
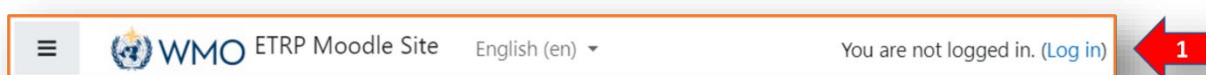


# WMO Global Campus Collection of Learning Resources

## Instructions on How to Become a Contributor

### Step-1: Log in to the ETRP Moodle Platform

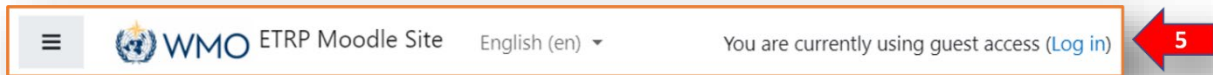
If you already **HAVE** a user account in learning management platform of the **WMO Education and Training Programme**, please **DO NOT CREATE A NEW ACCOUNT** and go to the Step-2 and log in **1** with your existing “username or email address associated to your account” and “password for your account in the ETRP Moodle Platform” **2**. If you do not remember your password, you can always reset it by following the **Lost password** link in the login page **3**.

A screenshot of the login page for the WMO Education and Training Programme. The page title is 'WMO Education and Training Programme'. It features a login form with two input fields: 'Username or email' and 'Password'. A red arrow with the number '2' points to the 'Username or email' field. Below the password field is a checkbox labeled 'Remember username' and a blue 'Log in' button. To the right of the form, there is a link 'Forgotten your username or password?' with a red arrow and the number '3' pointing to it. Below this link, there is a message 'Cookies must be enabled in your browser' with a help icon, and another message 'Some courses may allow guest access' with a 'Log in as a guest' button. At the bottom of the page, there is a section titled 'Is this your first time here?' with the text 'For full access to this site, you first need to create an account.' and a 'Create new account' button. A red arrow with the number '4' and the text '(if do not already have an account..!)' points to the 'Create new account' button.

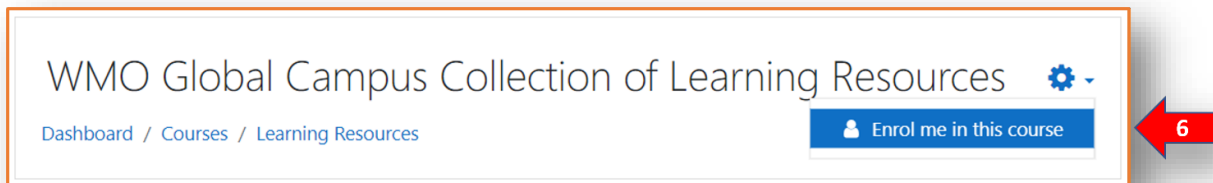
If you **DO NOT HAVE** a user account, please **Create new account** **4** and follow the verification email sent automatically by the system to the email address you provided (please check your “Junk E-mail” folder if you have not receive the verification email).

## Step-2: Enrolling yourself in the WMO Global Campus Collection of Learning Resources

Log in to the **WMO Global Campus Collection of Learning Resources** site (copy the following URL <https://etrp.wmo.int/course/view.php?id=346> and paste to your browser link if the hyperlink does not work). Please note that the page is accessible to guests. Therefore, make sure that your name is displayed on the up-right corner. If you see "You are currently using guest access" instead of your name, click the log in link **5** and follow the instructions in Step-1.



Once you are logged in and visiting the **WMO Global Campus Collection of Learning Resources** site, you can self-enrol yourself by clicking the gear icon on the up-right corner of the page **6**.



Enter the "Enrolment key" **7**, which is **cont@lib#mar+WMO** and click "Enrol me" button **8** as shown below. This is a one-time requirement, and you will not need to remember this in the future.

