

Registration procedure for METED website

Dear Participant,

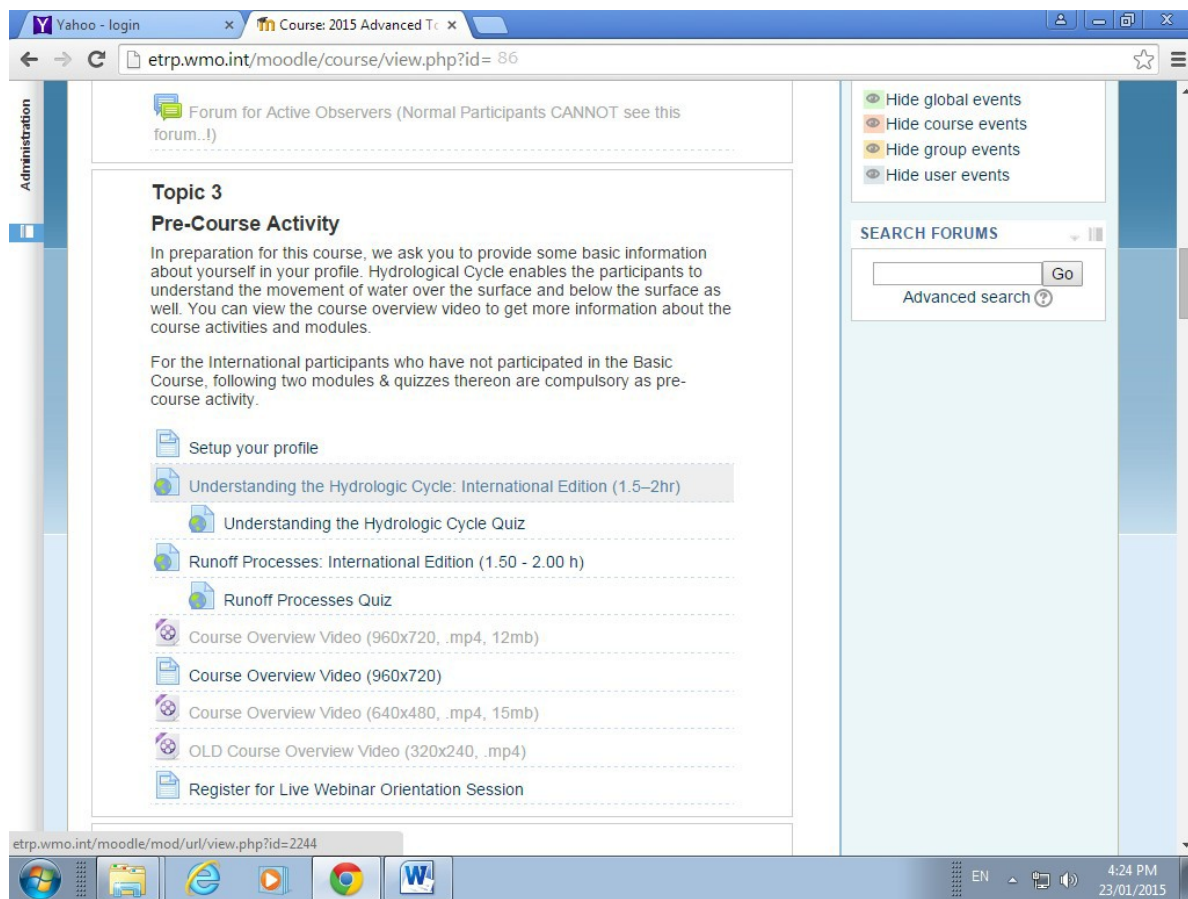
You all have been registered on the course website i.e.
<http://etrp.wmo.int/moodle/course/view.php?id=143>

The on-line activities and modules will be available from 15th March 2018.

The first thing you will have to do is to complete the pre-course activities.

Then on 19th March @1100 hrs IST, we will have “Live Webinar”, for which you will receive a separate mail for registration from “AnyMeeting.com”. After registering with the details therein, you will receive another mail having a link for joining the webinar. Please be on-line by 10.45 a.m. on 19th March, 2018.

One of the Pre-course activity module is “Understanding Hydrologic Cycle – International Edition”, The course website provides a link for this module.



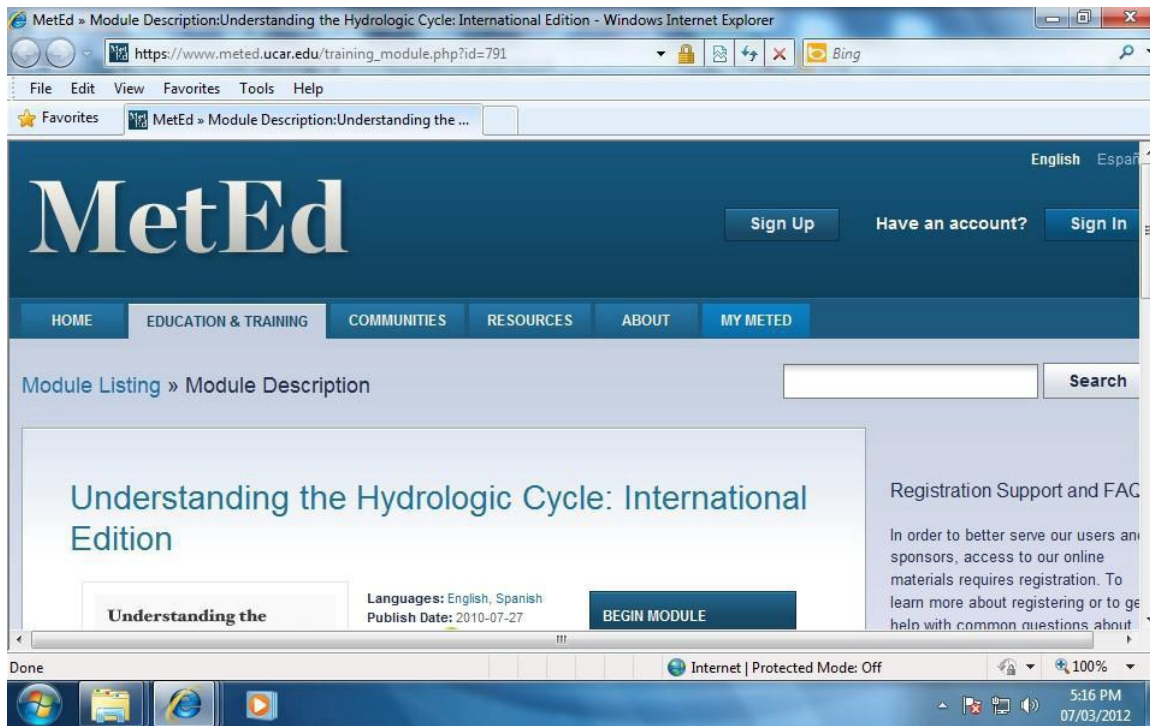
The screenshot shows a web browser window displaying a Moodle course page. The browser's address bar shows the URL etrp.wmo.int/moodle/course/view.php?id=86. The page content includes a sidebar on the left with an 'Administration' link. The main content area is titled 'Topic 3 Pre-Course Activity' and contains the following text: 'In preparation for this course, we ask you to provide some basic information about yourself in your profile. Hydrological Cycle enables the participants to understand the movement of water over the surface and below the surface as well. You can view the course overview video to get more information about the course activities and modules. For the International participants who have not participated in the Basic Course, following two modules & quizzes thereon are compulsory as pre-course activity.' Below the text is a list of course activities and modules, each with a document icon: 'Setup your profile', 'Understanding the Hydrologic Cycle: International Edition (1.5–2hr)', 'Understanding the Hydrologic Cycle Quiz', 'Runoff Processes: International Edition (1.50 - 2.00 h)', 'Runoff Processes Quiz', 'Course Overview Video (960x720, .mp4, 12mb)', 'Course Overview Video (960x720)', 'Course Overview Video (640x480, .mp4, 15mb)', 'OLD Course Overview Video (320x240, .mp4)', and 'Register for Live Webinar Orientation Session'. On the right side of the page, there is a 'SEARCH FORUMS' section with a search input field, a 'Go' button, and an 'Advanced search' link. The browser's taskbar at the bottom shows the system tray with the date and time '4:24 PM 23/01/2015' and various application icons.

However, the module as such is located on the MetEd website, which can be accessed when you click on the link of “Understanding Hydrologic Cycle – International Edition”. This website is www.meted.ucar.edu. This website also requires registration from the participants, so as to see the modules placed therein. Some of the modules are directly available from the course website whereas some are available from the MetEd website.

To be able to see these modules on MetEd website, you need to register on that website also. The procedure is given below :

Step-1

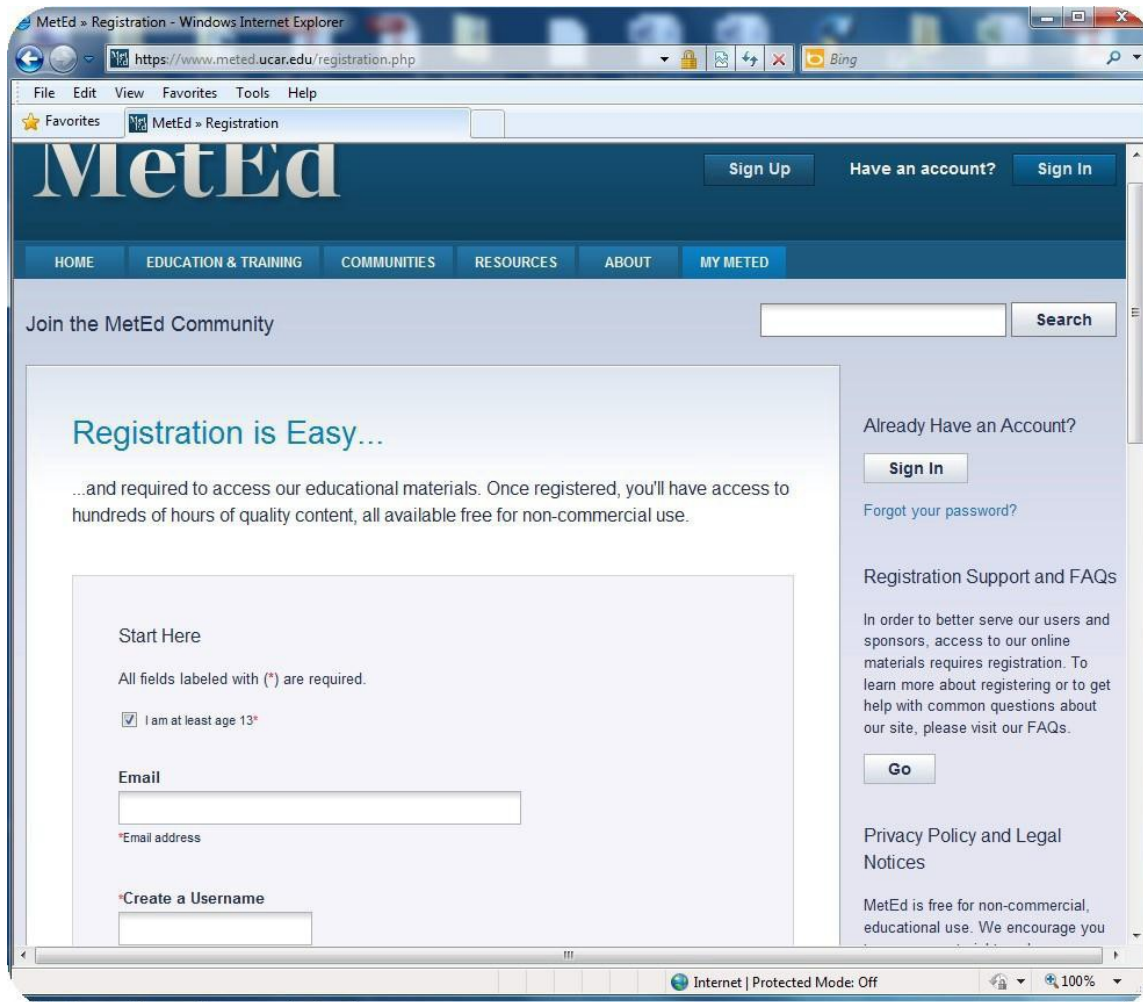
From the course website click on the link “Understanding Hydrologic Cycle – International Edition”, you will get the screen as below.



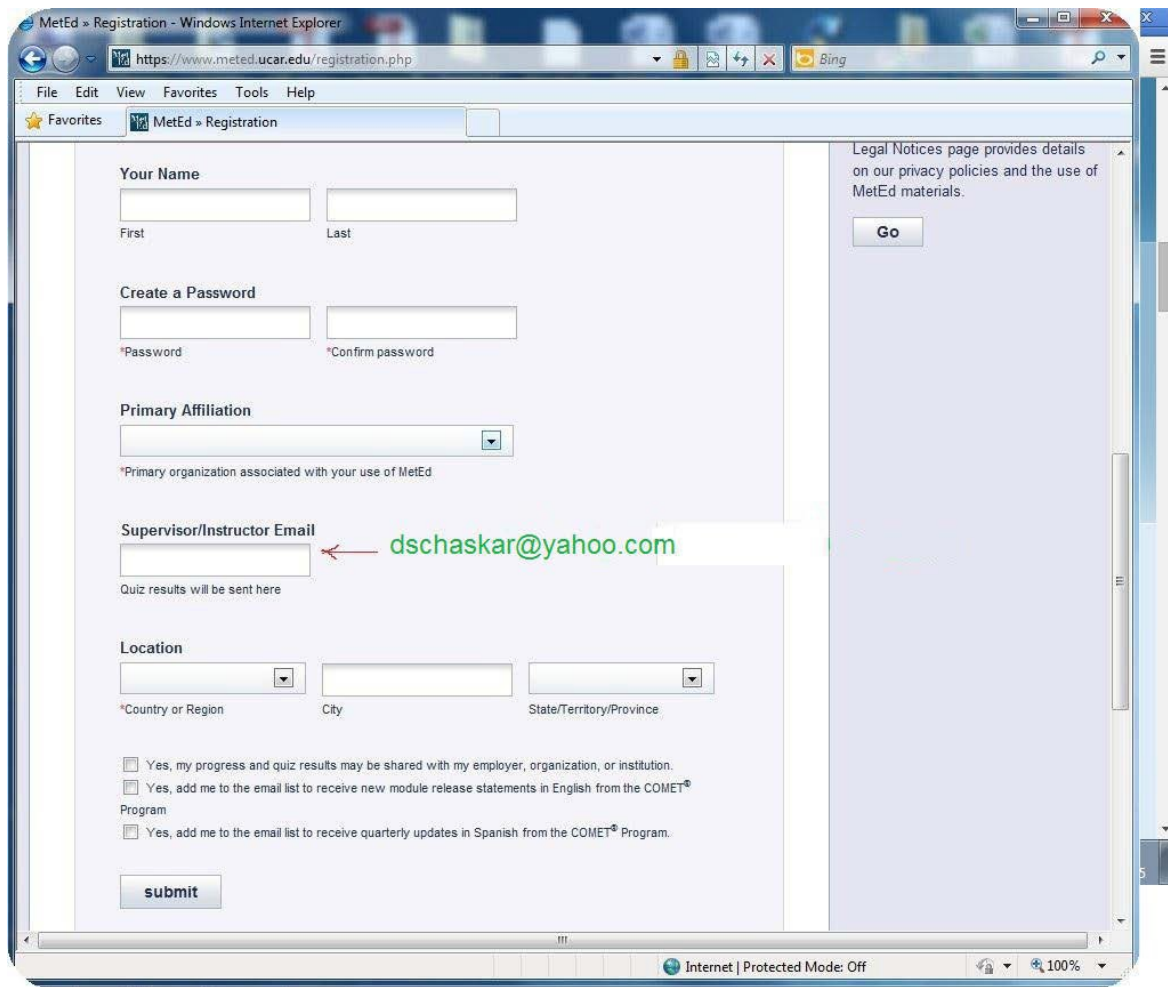
You need click on the “Sign Up” button given at the top.

Step -2

When you click on the “Sign Up” button, the following registration screen will be opened.



You need to select age check-box, give your e-mail address, preferably the same email address should be given which you have used during the registration of the course website. Here also you need to create a “UserName”, “Password” (you can keep the same UserName and Password as you have used during the registration at course website), then scroll down to fill more information the registration page, on the primary affiliation button select “Others”; supervisor/instructors email address as : dschaskar@yahoo.com; give the remaining details and click submit button.



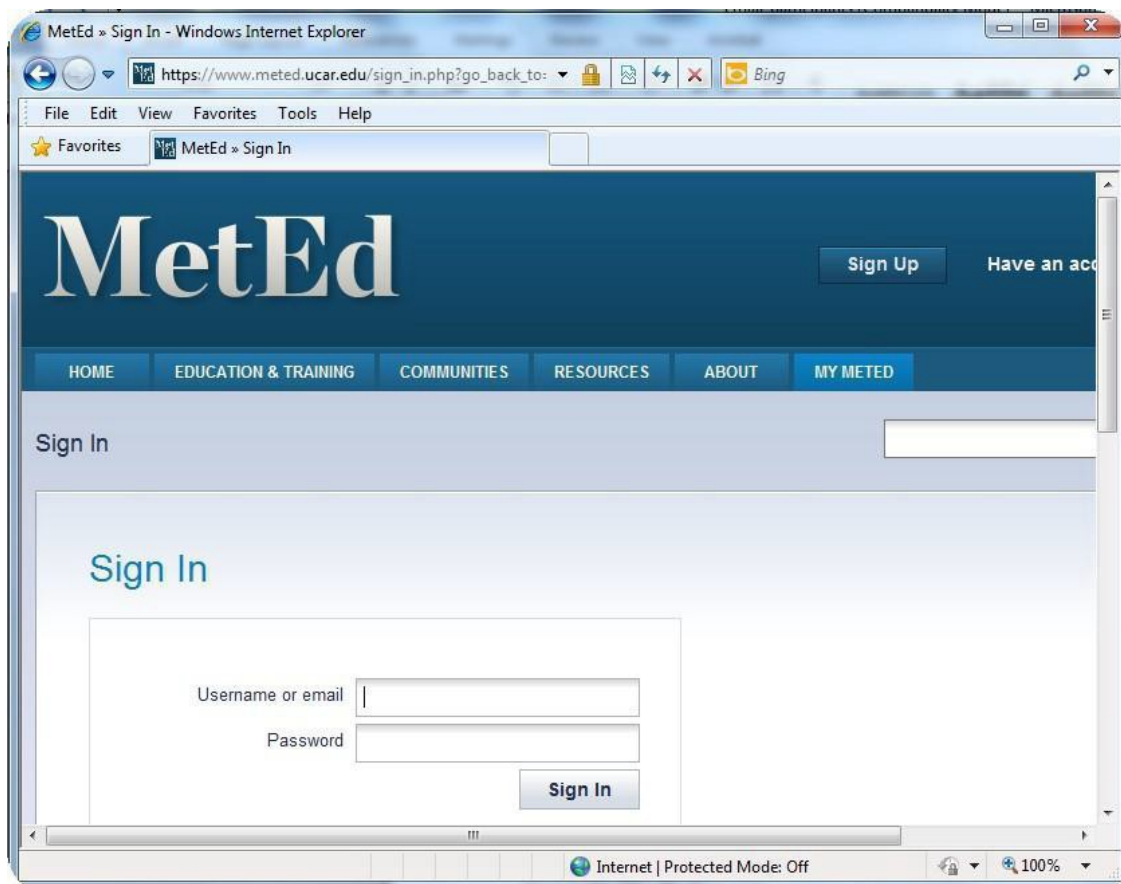
Step -3

As soon as you click submit button you will be logged in and all the modules of the MetED site will be available you. Now you can logout from this place and click again on the link “Understanding Hydrologic Cycle – International Edition” from the course website, The MetEd module page will be opened as below.

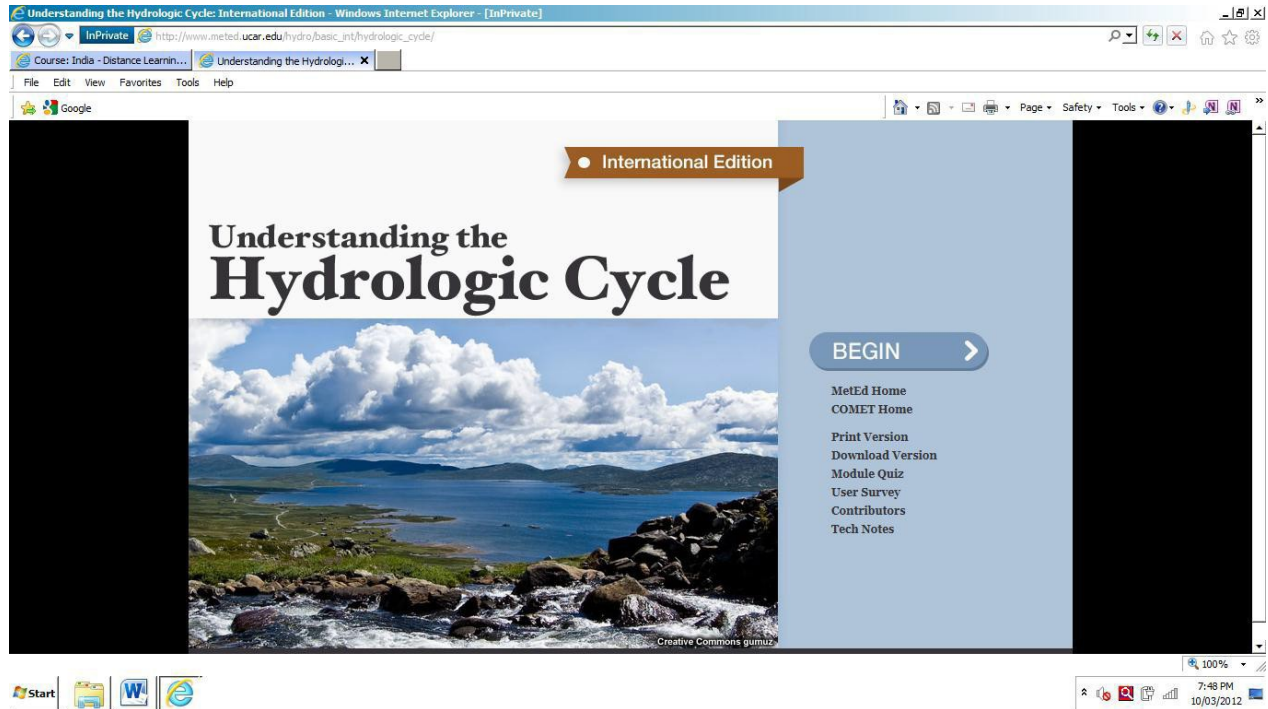


Step -4

Click on the link „Begin Module“ and login page of the MetEd website will be opened.



Login with the user name, password given by you and module will be opened to you and as shown below.



Click on BEGIN and start exploring the module. At the end of the module you can take quiz given therein. Completion of the Module and Quiz is compulsory for getting course completion certificate.
